



# BATTERY CHARGER SELECTIVA 4.0

## NEW WITH SELECTIVA 4.0

- / 5 year product guarantee\*
- / Additional charging characteristics
- / Power Charging Option
- / Cold Logistics Option
- / Connect your charging equipment with Charge & Connect



# FRONIUS SELECTIVA 4.0

## INTELLIGENT BATTERY CHARGING IN INTRALOGISTICS

With the Selectiva 4.0 charger family, Fronius offers one of the most efficient and advanced solutions on the market for charging lead-acid batteries.

Benefit from our innovative battery charging solutions which not only reduces costs, energy usage and CO<sub>2</sub> savings, but also offers our customers sustainable benefits.

Whether you are interested in lithium-ion technology or Charge & Connect, the Selectiva 4.0 is ready for your future challenges too.



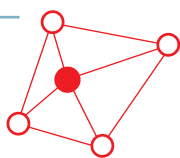
### CONVINCING QUALITY

Fronius products have an exceptionally long life expectancy and are produced by the highest quality standards. This not only impresses us, but also our customers for more than 75 years. Our intelligent and future-proof products are also offered with an impressive five year product guarantee\*.



### FLEXIBLE AND ADAPTIVE

We are aware that your everyday business is often very demanding. That is why our Selectiva 4.0 chargers are modularly designed, lightweight and easy to move to the required location, making charging the most common lead acid, lead crystal and CSM batteries possible. We also offer upgrades to the Fronius lithium-ion energy package **SOLUTION**. Your advantage? A charger that adapts flexibly to your requirements and the different tensions and capacities of your batteries.



### CHARGE & CONNECT

Connect your Selectiva 4.0 with our new connectivity solution Charge & Connect and benefit from revolutionary data transparency and additional optimisation possibilities.

# YOUR BENEFITS

## FEEL THE DIFFERENCE

With the Selectiva 4.0, you benefit from an intelligent and flexible charging technology that is optimally tailored to your needs, depending on the application.

We support you as an independent energy expert to supply tailor-made charging solutions. We are at your service from advice and analysis to planning and implementation.

### 20 YEARS AND MORE

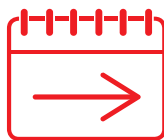
With a life expectancy of up to 20 years and a quality that goes beyond industry standards, we set a new dimension of reliability.

20+



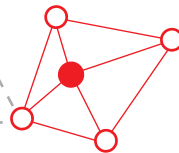
### REDUCE YOUR COSTS SUSTAINABLY

For more than 75 years we have been offering innovative charging systems, intelligent energy management and services to support you to reduce your energy consumption, save on energy costs and lower CO<sub>2</sub> emissions. We stick to that. Ideally together with you.



### REJUVENATION TREATMENT FOR YOUR BATTERIES

The particularly efficient and gentle Fronius Ri-charging process adapts individually to the condition of the battery and thus ensures a cool charge and extended battery life.




### DIGITALISATION

Ever thought of connecting your charging infrastructure? With Charge & Connect, you can increase your transparency, receive important charging data and be always up to date with efficient condition monitoring. You can profit from never seen before predictability, enabling you to fast and efficiently move your business forward.



Handtragegerät

Fronius



SELECTIVA 25

Fronius

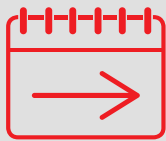
SELECTIVA 25

Fronius

# COOL CHARGING EXTENDS BATTERY LIFE

## RI CHARGING PROCESS

With the Ri-charging process, Fronius is offering the best technology for charging lead-acid traction batteries available on the global market. Unlike other processes, this process does not follow a fixed characteristic, but adapts to the requirements of each individual battery. This ensures maximum energy efficiency and a long battery life.



### EXTEND YOUR BATTERY LIFE

The Ri-charging process ensures cooler battery charging and thus extends their lifespan on average by 10-15%.

## UP TO 30%

### LESS ENERGY COSTS

With an overall efficiency of up to 84% from the socket to the battery, Fronius chargers significantly reduce your electricity consumption up to 30%.



### DIFFERENT VOLTAGE CLASSES

The Ri loading process enables you to charge different batteries and voltage classes with one charger.



### ACTIVELY REDUCED RISKS

The overloading that leads to faster soiling of the battery and the development of dangerous explosive gas, can be dramatically reduced by our charging process.




## ENERGY-EFFICIENT AND GENTLE ON THE BATTERY

Selectiva 4.0 battery chargers achieve a total efficiency of up to 84 percent using the individual Ri-charging process. Not only can they charge batteries much more efficiently, but they can also reduce damage and maintenance expenditure.

50 Hz transformer technology continues to be widely used in battery chargers for traction batteries, however, this gives rise to high energy consumption as well as excessive warming of the battery during charging, which reduces its service life. Although the high-frequency technology is more efficient in this respect, there are major differences here, too. With the Ri-charging process, Fronius is offering the best technology

for charging lead-acid traction batteries available on the market. Our charging process does not follow a fixed characteristic, but adapts each charging process to the needs of the individual battery. This ensures maximum energy efficiency and a long battery life.

CHARGING TECHNOLOGY	DEVICE EFFICIENCY	x	CHARGING EFFICIENCY	=	OVERALL EFFICIENCY
50 HZ	80%	x	70%	=	56%
HF	90%	x	75%	=	68%
AIT	92%	x	80%	=	74%
<b>AIT WITH RI-CHARGING PROCESS</b>	<b>93%</b>	<b>x</b>	<b>90%</b>	<b>=</b>	<b>84%</b>



# SELECTIVA FAMILY

## ONE BATTERY CHARGER FOR EVERY BATTERY

The battery chargers from the Selectiva product family offer flexible charging of batteries with different voltages and capacities. Among the benefits for you are the simple and standardised operation and amount of space needed as well as low operating costs.



### SELECTIVA 1kW

Type: 1kW

Dimensions W/H/D: 247 x 162 x 88 mm

Weight including charging and mains leads: 4 kg

Protection class: IP40

Mains lead: 2 m

Charging lead: 2,5 m

Mains voltage: 1 x 230V AC

(-15%/+15%)

BATTERY VOLTAGE	DEVICES	OUTPUT			MAINS			
	DESIGNATION	VOLTAGE	CURRENT	PHASES	VOLTAGE	CURRENT	POWER	FUSE
12V	Selectiva 1020	12	20	1	230V	3A	0,3kW	16A
	Selectiva 1030	12	30	1	230V	3A	0,4kW	16A
24V	Selectiva 2010	24	10	1	230V	3A	0,3kW	16A
	Selectiva 2015	24	15	1	230V	3A	0,4kW	16A
	Selectiva 2020	24	20	1	230V	4A	0,7kW	16A
	Selectiva 2032	24	32	1	230V	8A	1,0kW	16A
	Selectiva 2040	24	35	1	230V	8A	1,1kW	16A



### SELECTIVA 4.0 2kW

Type: 2kW

Dimensions W/H/D: 341 x 198 x 110 mm

Weight including charging and mains leads: 6 kg

Protection class: IP21

Mains lead: 2,5 m

Charging lead: 3 m

Mains voltage: 1 x 230V AC

(-15%/+15%)

BATTERY VOLTAGE	DEVICES	OUTPUT			MAINS			
	DESIGNATION	VOLTAGE	CURRENT	PHASES	VOLTAGE	CURRENT	POWER	FUSE
24V	Selectiva 4.0 2040 2kW	24	40	1	230V	8A	1,5kW	16A
	Selectiva 4.0 2050 2kW	24	50	1	230V	10A	1,9kW	16A
	Selectiva 4.0 2060 2kW	24	60	1	230V	12A	2,3kW	16A
	Selectiva 4.0 2070 2kW	24	70	1	230V	12A	2,4kW	16A
36/48V	Selectiva 4.0 4020 2kW	24	20	1	230V	8A	1,5kW	16A
	Selectiva 4.0 4035 2kW	24	35	1	230V	12A	2,3kW	16A



### SELECTIVA 4.0 3kW

Type: 3kW

Dimensions W/H/D: 417 x 198 x 110 mm

Weight including charging and mains leads: 8 kg

Protection class: IP21

Mains lead: 2,5 m

Charging lead: 3 m

Mains voltage: 1 x 230V AC

(-15%/+15%)

BATTERY VOLTAGE	DEVICES	OUTPUT			MAINS			
	DESIGNATION	VOLTAGE	CURRENT	PHASES	VOLTAGE	CURRENT	POWER	FUSE
24V	Selectiva 4.0 2080 3kW	24	80	1	230V	15A	2,8kW	16A
	Selectiva 4.0 2100 3kW	24	100	1	230V	15A	3,0kW	16A
	Selectiva 4.0 2120 3kW	24	120	1	230V	16A	3,0kW	16A
36/48V	Selectiva 4.0 4045 3kW	48	45	1	230V	15A	3,0kW	16A
	Selectiva 4.0 4060 3kW	48	60	1	230V	15A	3,0kW	16A



**NEW**

## SELECTIVA 4.0 8kW

Type: 8kW  
 Dimensions W/H/D: 633 x 344 x 180 mm  
 Weight including charging and mains leads: 23 kg  
 Protection class: IP20

Mains lead: 3 m  
 Charging lead: 3 m  
 Mains voltage: 3 x 400V AC  
 (-10%/+30%)

BATTERY VOLTAGE	DEVICES	OUTPUT			NETZ			
	DESIGNATION	VOLTAGE	CURRENT	PHASES	VOLTAGE	CURRENT	POWER	FUSE
24V	Selectiva 4.0 2100 8kW	24	100	3	400V	7A	3,9kW	16A
	Selectiva 4.0 2120 8kW	24	120	3	400V	8A	4,6kW	16A
	Selectiva 4.0 2140 8kW	24	140	3	400V	9A	5,4kW	16A
	Selectiva 4.0 2160 8kW	24	160	3	400V	10A	6,1kW	16A
	Selectiva 4.0 2180 8kW	24	180	3	400V	11A	6,9kW	16A
	Selectiva 4.0 2200 8kW	24	200	3	400V	12A	7,6kW	16A
	Selectiva 4.0 2225 8kW	24	225	3	400V	14A	8,6kW	16A
36/48V	Selectiva 4.0 4060 8kW	48	60	3	400V	7A	4,6kW	16A
	Selectiva 4.0 4075 8kW	48	75	3	400V	9A	5,7kW	16A
	Selectiva 4.0 4090 8kW	48	90	3	400V	11A	6,8kW	16A
	Selectiva 4.0 4120 8kW	48	120	3	400V	14A	9,1kW	16A
	Selectiva 4.0 4140 8kW	48	140	3	400V	14A	9,3kW	16A
	Selectiva 4.0 4160 8kW	48	160	3	400V	15A	9,4kW	16A
	Selectiva 4.0 4185 8kW	48	185	3	400V	15A	10,0kW	16A
72/80V	Selectiva 4.0 8040 8kW	80	40	3	400V	8A	5,0kW	16A
	Selectiva 4.0 8060 8kW	80	60	3	400V	12A	7,4kW	16A
	Selectiva 4.0 8075 8kW	80	75	3	400V	14A	9,1kW	16A
	Selectiva 4.0 8090 8kW	80	90	3	400V	14A	9,2kW	16A
	Selectiva 4.0 8110 8kW	80	110	3	400V	15A	9,7kW	16A

## SELECTIVA 4.0 16kW / 18kW

Type: 16kW / 18kW  
 16kW Dimensions W/H/D: 647 x 392 x 247 mm  
 18kW Dimensions W/H/D: 785 x 392 x 247 mm  
 16kW Weight including charging and mains leads: 37 kg  
 18kW Weight including charging and mains leads: 47 kg

Protection class: IP20  
 Mains lead: 3 m  
 Charging lead: 3 m  
 Mains voltage: 3 x 400V AC (-10%/+30%)  
 3 x 220V AC (-10%/+30%)



**NEW**

BATTERY VOLTAGE	DEVICES	OUTPUT			MAINS			
	DESIGNATION	VOLTAGE	CURRENT	PHASES	VOLTAGE	CURRENT	POWER	FUSE
24V	Selectiva 4.0 2250 18kW	24	250	3	400V	15A	10,0kW	32A
	Selectiva 4.0 2300 18kW	24	300	3	400V	16A	10,0kW	32A
	Selectiva 4.0 2350 18kW	24	350	3	400V	16A	10,1kW	32A
36/48V	Selectiva 4.0 4120 16kW	48	120	3	220V	29A	9,1kW	32A
	Selectiva 4.0 4140 16kW	48	140	3	220V	30A	9,4kW	32A
	Selectiva 4.0 4160 16kW	48	160	3	220V	30A	9,5kW	32A
	Selectiva 4.0 4210 16kW	48	210	3	400V	28A	15,9kW	32A
	Selectiva 4.0 4250 18kW	48	250	3	400V	30A	18,7kW	32A
	Selectiva 4.0 4300 18kW	48	300	3	400V	31A	19,5kW	32A
	Selectiva 4.0 4325 18kW	48	325	3	400V	31A	20,0kW	32A
	Selectiva 4.0 8120 16kW	80	120	3	400V	24A	14,8kW	32A
72/80V	Selectiva 4.0 8140 16kW	80	140	3	400V	28A	17,3kW	32A
	Selectiva 4.0 8160 16kW	80	160	3	400V	30A	18,2kW	32A
	Selectiva 4.0 8180 16kW	80	180	3	400V	31A	18,3kW	32A
	Selectiva 4.0 8210 16kW	80	210	3	400V	31A	18,4kW	32A

## SELECTIVA 4.0 30kW

Type: 30kW  
 Dimensions W/H/D: 780 x 369 x 1090 mm  
 Weight including charging and mains leads: 104 kg  
 Protection class: IP20

Mains lead: 3 m  
 Charging lead: 3 m  
 Mains voltage: 3 x 400V AC  
 (-10%/+30%)



**NEW**

BATTERY VOLTAGE	DEVICES	OUTPUT			MAINS			
	DESIGNATION	VOLTAGE	CURRENT	PHASES	VOLTAGE	CURRENT	POWER	FUSE
72/80V	Selectiva 4.0 8250 30kW	80	250	3	400V	49A	30,5kW	63A
	Selectiva 4.0 8300 30kW	80	300	3	400V	52A	31,6kW	63A
	Selectiva 4.0 8375 30kW	80	375	3	400V	54A	32,3kW	63A

# FUNCTIONS

## FOR SELECTIVA BATTERY CHARGING SYSTEMS

The Selectiva product family offers a large range of functions which help to extend the service life of your lead-acid batteries. The primary focus is to optimise the charging process for each individual battery according to its unique requirements – and to simultaneously reduce costs.





## RI-CHARGING CHARACTERISTIC

The Ri-charging process adapts to each battery's requirements and delivers exactly the right current for optimal charging.

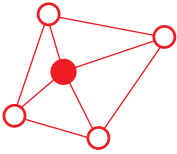
NEW



## CSM CHARACTERISTIC

The CSM characteristic enables this type of battery to be optimally charged and can be combined with the Power Charging option.

NEW



## CHARGE & CONNECT

The Selectiva 4.0 is equipped with an interface for the Charge & Connect solution. This offers new possibilities regarding transparency and control.

NEW



## LEAD CRYSTAL CHARACTERISTIC

The Lead Crystal function contains a special characteristic for optimally charging these maintenance-free batteries.



## CALENDAR FUNCTION

This enables time-controlled charging, making it possible to exploit cheaper energy rates and accommodate individual shift patterns.



## VISUALISATION OF THE COOLEST BATTERY

A blue LED indicator signals a fully charged, cooled and usable battery.



## OPPORTUNITY CHARGING AND RAPID CHARGING CHARACTERISTIC

You can set a special characteristic for opportunity charging and rapid charging at the push of a button.



AUTOMATIC

## AUTOMATIC BATTERY VOLTAGE DETECTION

The intelligent battery charger automatically detects the battery voltage as soon as it is connected.



## DEEP DISCHARGE CHARACTERISTIC

This special characteristic makes it possible for a deeply discharged battery to be completely recharged.




## REFRESH CHARACTERISTIC

Using the Refresh characteristic raises the performance of a weak battery.



## NO MONDAY MORNING SYNDROME

A programmable, time-controlled equalising charge ensures that a full charge is available over the weekend and after public holidays.



## CURRENT-PEAK AVOIDANCE

Low power consumption and adjustable charging start times decreases the required connection load and peak load.

# OPTIONS

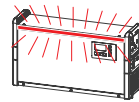
## ADDITIONAL HARDWARE AND SOFTWARE

The Selectiva 4.0 product line offers an extensive range of accessories for optimal use in many different areas of application.



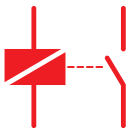
### AIR-PULS (ECS)

The pneumatic electrolyte circulation system (ECS) guarantees a fast and extremely gentle charge for your traction batteries.



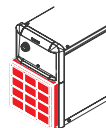
### LED STRIP, CHARGING STATUS INDICATION

Indicates from a distance which traction battery is being charged, is already fully charged, or is cooled down and ready for use.




### RELAY BOARD, OPTION BOX

Error messages and additional features such as the Aquamatic control function, external air pump and refill indicator can be displayed.



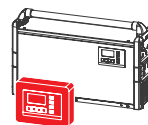
### AIR FILTER

This provides effective protection against dirt for the interior of your battery charger and avoids short circuits.



### TEMPERATURE-CONTROLLED CHARGING

This adapts the charging voltage, and therefore the output, according to the temperature of the battery, thereby providing sustainable protection and increasing the battery's service life.



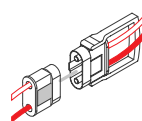
### REMOTE CONTROL SYSTEM

Ideal for controlling and monitoring battery chargers even over larger distances. The user interface can be placed up to 30 m away from the device.



### EXTERNAL START/STOP

If the charging lead is disconnected during charging, the external start/stop function prevents sparking.



### CHARGING PLUGS

DIN-compliant charging plugs from REMA or Schaltbau, as well as tab connectors, are part of our standard product portfolio. Special plugs are available upon request.



## AQUAMATIC CONTROL

An automatic filling system fills your battery with demineralised water during every charge. This prevents damage that can occur due to insufficient refilling.

NEW



## POWER CHARGING

With the Power Charging option it is possible to increase a low lead battery level with help of rapid or opportunity charging within a short amount of time.



## COMMON ERROR

The common error function can be used to communicate error messages to thirdparty systems quickly and easily.

NEW



## COLD LOGISTICS

The Cold Logistics option increases the performance of the cooled battery by increasing the temperature. The characteristic is adapted in such a way that the battery is fed with a higher amount of energy in order to warm it.



## COMPONENTS FOR CHARGING STATIONS AND ROOMS

Upon request, we also offer complete solutions for your charging rooms, including custom-built items for outdoor solutions.

## OPTIONSZUORDNUNG

OPTIONS	1kW	2kW	3kW	8kW	16kW	18kW	30kW
Aquamatic		•	•	•	•	•	•
External start/stop	•	•	•	•	•	•	•
Remote control system (Length 30m)		•	•	•	•	•	•
Relay board		•	•	•	•	•	•
Charging status indication	•	Standard	Standard	Standard	Standard	Standard	Standard
LED-stripe		•	•	•	•	•	•
Floor bracket				•	•	•	
Wall bracket	•	•	•	•	•	•	
Edge guard	•	•	•				
Carrying strap + carrying bar		•	•	•	•		
Common error message	•	•	•	•	•	•	•
USB interface	•	Standard	Standard	Standard	Standard	Standard	Standard
Temperature-controlled charging	•	•	•	•	•	•	•
Immobilizer device	•	•	•	•	•	•	•
Air-filter		•	•	•	•	•	•
IP 23				•	•	•	
Dealer text		•	•	•	•	•	•
Warranty extension up to 12 Months	•	•	•	•	•	•	•
Warranty extension up to 36 Months	•	•	•	•	•	•	•
Charging plugs	We are pleased to offer you charging plugs on enquiry						
Mains and charging lead	We are pleased to offer you mains and charging leads in various lengths						

# AVAILABLE CHARACTERISTICS

## PERFECTLY TAILORED TO YOUR BATTERY

NEW



### POWER CHARGING CHARACTERISTIC

With the Power Charging option it is possible to increase a low lead battery level with help of rapid or opportunity charging within a short amount of time.



### PZS CHARACTERISTIC

Due to the fact that it can be used universally, the PzS battery is the most widespread traction cell with more than 75% market share. The Recharging process has been specially developed and adapted for this technology.

NEW



### CSM CHARACTERISTIC

Forklift trucks which are equipped with the CSM battery can be charged in the best possible manner using our Selectiva 4.0. With these types of battery the Power Charging option – a feature for rapid charging and opportunity charging – can also be used.

NEW



### LEAD CRYSTAL CHARACTERISTIC

Forklift trucks which are equipped with a Lead Crystal battery can only be charged with special characteristics. We also offer these characteristics as standard in our Selectiva 4.0 devices. These maintenance-free batteries have the advantage that they are ideally suited for rapid charging.



# SELECTION TABLE

THE RIGHT BATTERY CHARGER FOR YOUR BATTERY AND CHARGING TIME

BATTERY VOLTAGE	PB-WET (PZS, GIS), PB-CSM-WET* CAPACITY [AH]					PB-GEL (PZV, GIV) CAPACITY [AH]		DEVICE
	RI, I-PULS		RI, IUI, I-PULS			IUI		
	5 - 6	6 - 7	7 - 8	8 - 9	9 - 10	10h	12h	
12V	110	135	165	195	225	120	140	Selectiva 1020
	160	190	240	300	345	180	200	Selectiva 1030
24V	52	65	80	95	110	55	70	Selectiva 2010
	80	100	125	150	170	80	100	Selectiva 2015
	110	135	165	195	225	120	135	Selectiva 2020
	180	210	260	320	360	190	215	Selectiva 2032
	200	230	290	345	395	220	235	Selectiva 2040
	225	290	355	415	445	225	270	Selectiva 4.0 2040 2kW
	280	365	440	520	555	280	335	Selectiva 4.0 2050 2kW
	340	440	530	630	665	335	400	Selectiva 4.0 2060 2kW
	395	510	630	725	780	390	470	Selectiva 4.0 2070 2kW
	450	580	700	830	890	445	535	Selectiva 4.0 2080 3kW
	560	730	880	1020	1110	560	670	Selectiva 4.0 2100 3kW
	560	730	880	1040	1110	560	670	Selectiva 4.0 2100 8kW
	620	805	970	1145	1220	620	740	Selectiva 4.0 2120 3kW
	670	870	1060	1250	1335	670	800	Selectiva 4.0 2120 8kW
	800	1000	1250	1450	1555	780	935	Selectiva 4.0 2140 8kW
	930	1150	1420	1650	1780	890	1070	Selectiva 4.0 2160 8kW
	1010	1305	1595	1875	2000	1000	1200	Selectiva 4.0 2180 8kW
1120	1450	1770	2080	2220	1110	1335	Selectiva 4.0 2200 8kW	
1260	1630	2000	2330	2500	1250	1500	Selectiva 4.0 2225 8kW	
1400	1810	2210	2500		1400	1670	Selectiva 4.0 2250 18kW	
1680	2180	2500			1670	2000	Selectiva 4.0 2300 18kW	
1760	2260				1950	2330	Selectiva 4.0 2350 18kW	
36V / 48V	110	135	165	195	225	110	135	Selectiva 4.0 4020 2kW
	185	240	290	345	395	195	235	Selectiva 4.0 4035 2kW
	250	325	400	465	500	250	300	Selectiva 4.0 4045 3kW
	310	405	485	575	620	310	365	Selectiva 4.0 4060 3kW
	340	440	530	630	665	335	400	Selectiva 4.0 4060 8kW
	420	545	660	780	845	420	500	Selectiva 4.0 4075 8kW
	505	655	795	935	1010	500	600	Selectiva 4.0 4090 8kW
	670	870	1060	1250	1335	670	800	Selectiva 4.0 4120 8kW
	800	1000	1250	1450	1555	780	930	Selectiva 4.0 4140 8kW
	870	1105	1345	1590	1720	860	1035	Selectiva 4.0 4160 8kW
	935	1200	1470	1730	1860	1025	1230	Selectiva 4.0 4185 8kW
	1180	1530	1865	2175	2350	1170	1400	Selectiva 4.0 4210 16kW
	1400	1810	2210	2500	2500	1400	1670	Selectiva 4.0 4250 18kW
1680	2180	2500			1670	2000	Selectiva 4.0 4300 18kW	
1780	2300				1820	2160	Selectiva 4.0 4325 18kW	
80V / 72V	225	290	335	415	445	225	270	Selectiva 4.0 8040 8kW
	340	440	530	630	665	335	400	Selectiva 4.0 8060 8kW
	420	545	660	780	845	420	500	Selectiva 4.0 8075 8kW
	505	655	795	935	1010	485	580	Selectiva 4.0 8090 8kW
	560	730	880	1020	1110	560	670	Selectiva 4.0 8110 8kW
	670	870	1060	1250	1335	670	800	Selectiva 4.0 8120 16kW
	800	1000	1250	1450	1555	780	935	Selectiva 4.0 8140 16kW
	930	1150	1420	1650	1780	890	1070	Selectiva 4.0 8160 16kW
	1010	1305	1595	1875	2000	970	1170	Selectiva 4.0 8180 16kW
	1090	1380	1660	1950	2125	1170	1400	Selectiva 4.0 8210 16kW
	1400	1810	2210	2500	2500	1400	1670	Selectiva 4.0 8250 30kW
	1680	2180	2500			1670	2000	Selectiva 4.0 8300 30kW
	2125	2500				2080	2500	Selectiva 4.0 8375 30kW

NEW

NEW

NEW

Charging times are valid for normal usage (Pb-WET, Pb-CSM-WET: DoD 70%)

\*CSM batteries can only be charged with the IUI characteristic.

# FRONIUS PERFECT CHARGING

EFFICIENT AND INDIVIDUAL



## COMPLETE SOLUTIONS

Fronius offers an extensive range of products for your charging infrastructure – from practical charging and safety modules to the intelligent information and management system Cool Battery Guide Easy. We also develop bespoke solutions for special requirements.



## THE CONNECTED CHARGING SOLUTION - CHARGE & CONNECT

Fronius Charge & Connect offers a number of new possibilities to increase the efficiency and performance of your charging infrastructure through the networking of charging technology. All charging data such as states of charge and charging processes are transferred and visualised in real time. The resulting transparency gives rise to control and optimisation possibilities that enable you to operate a cost-effective complete system.



## SUSTAINABLE CHARGING SOLUTIONS

Due to ever stricter environmental protection requirements and legislation, sustainable technologies are increasingly in demand, particularly for supplying energy. We will help you to make your company fit for the future, be that by switching to electrically powered forklift trucks for your intralogistics operations, using efficient battery chargers, or combining battery charging technology and photovoltaics.

/ More information on Fronius and the Ri-charging process can be found at:

[www.fronius.co.uk/ri](http://www.fronius.co.uk/ri) or [www.fronius.com/ri-charge](http://www.fronius.com/ri-charge)  
[www.fronius.com/intralogistik](http://www.fronius.com/intralogistik)  
[www.youtube.com/FroniusCharging](http://www.youtube.com/FroniusCharging)

/ Perfect Welding / Solar Energy / Perfect Charging

## THREE BUSINESS UNITS, ONE GOAL: TO SET THE STANDARD THROUGH TECHNOLOGICAL ADVANCEMENT.

What began in 1945 as a one-man operation now sets technological standards in the fields of welding technology, photovoltaics and battery charging. Today, the company has around 4,760 employees worldwide and 1,253 patents for product development show the innovative spirit within the company. Sustainable development means for us to implement environmentally relevant and social aspects equally with economic factors. Our goal has remained constant throughout: to be the innovation leader.

Further information about all Fronius products and our global sales partners and representatives can be found at [www.fronius.com](http://www.fronius.com)

**Fronius India Private Limited**  
GAT no 312, Nanekarwadi  
Chakan, Taluka- Khed District  
Pune 410 501, India  
Telephone +91 98 20 60 52 97  
[perfect.charging.in@fronius.com](mailto:perfect.charging.in@fronius.com)  
[www.fronius.in](http://www.fronius.in)

**Fronius USA LLC**  
6797 Fronius Drive  
Portage, IN 46368  
USA  
Tel +1 219-734-5500  
Fax +1 219-734-5502  
[perfect.charging.us@fronius.com](mailto:perfect.charging.us@fronius.com)  
[www.fronius.us](http://www.fronius.us)

**Fronius UK Limited**  
Maidstone Road, Kingston  
Milton Keynes, MK10 0BD  
United Kingdom  
Tel +44 1908 512 300  
Fax +44 1908 512 329  
[charger.sales.uk@fronius.com](mailto:charger.sales.uk@fronius.com)  
[www.fronius.co.uk](http://www.fronius.co.uk)

**Fronius International GmbH**  
Froniusplatz 1  
4600 Wels  
Austria  
Tel +43 7242 241-0  
Fax +43 7242 241-952560  
[perfect.charging@fronius.com](mailto:perfect.charging@fronius.com)  
[www.fronius.com](http://www.fronius.com)